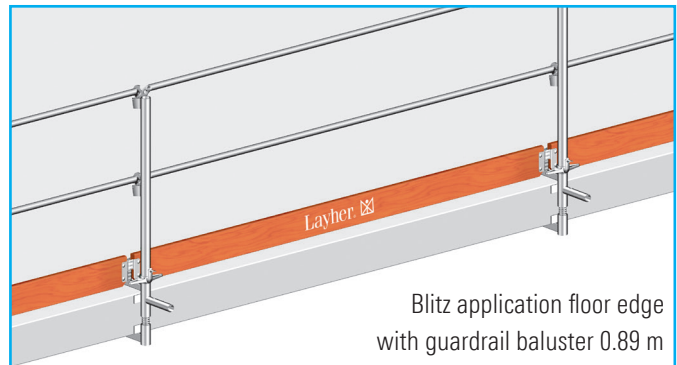
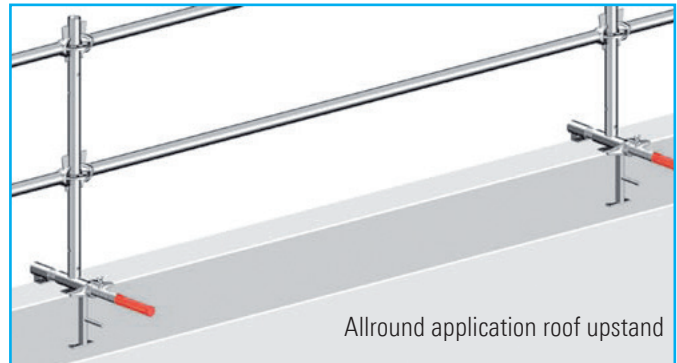
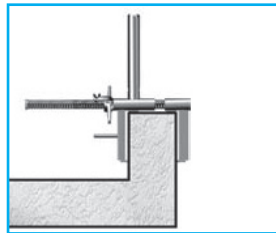


EDGE PROTECTION CLAMP

Layher® 

More Possibilities. The Scaffolding System.



In combination with standard Allround or Blitz components, the Layher edge protection clamp is ideal for creating a handrail around an open floor or roof edge. Suitable for vertical attachment to a floor edge or horizontal attachment to a roof or floor upstand.

Quick and efficient installation, clamping range (adjustable) from 0.16 m - 0.33 m.

When used on a floor edge without a curb, toe boards can be provided with Blitz toe boards.

Article no. 4015/100	AC	Edge protection clamp 0.16 m - 0.33 m	7.0 kg
----------------------	----	---------------------------------------	--------

Layher Allround components

Article no. 2619/100	AR	Standard without spigot LW 1.00 m	4.6 kg
Article no. 3209/100	AR	Standard without spigot aluminium 1.00 m	1.9 kg
Article no. 2601/xxx	AR	Ledger LW tot 3.07 m	
Article no. 3201/xxx	AR	Ledger aluminium tot 3.07 m	
Article no. 2606/000	AR	Ledger adjustable 1.57 m to 2.57 m	8,5 kg
Article no. 1757/xxx	BL	Toe board up to 3.07 m	
Article no. 4000/001	AC	Locking pin red	

Layher Blitz components

Article no. 4015/101	BL	Guardrailpost for edge protection clamp 0.89 m (steel)	4.7 kg
Article no. 1725/xxx	BL	Single guardrail up to 3.07 m (steel)	
Article no. 1728/xxx	BL	Double guardrail up to 3.07 m (steel)	
Article no. 1732/xxx	BL	Double guardrail up to 3.07 m (aluminium)	
Article no. 1726/000	BL	Adjustable guardrail 1.57 m up to 2.57 m aluminium	6.9 kg
Article no. 1757/xxx	BL	Toe board up to 3.07 m	

