

# ALLROUND FW SYSTEM LIMITLESS APPLICATIONS



Edition 04.2016  
Ref. No. 8116.243

Quality management  
certified according  
to ISO 9001:2008  
by German TÜV-CERT



# STRONG – FAST – VERSATILE.

## THE ALLROUND FW SYSTEM

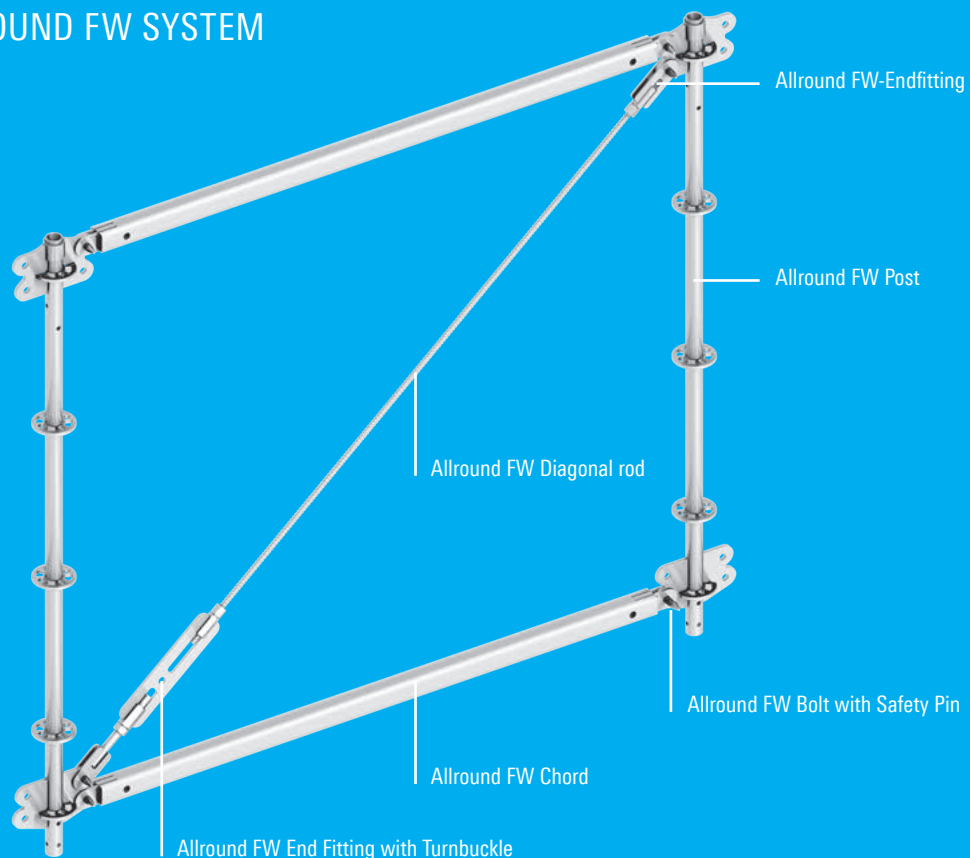
To provide economical solutions to wide-span bridging too, or to support heavier loads, the Layher range now includes the Allround FW System. This additional Allround component is a modular-designed lattice beam of high load-bearing capacity that can be completely integrated into the Allround construction kit thanks to the standardised system dimensions. For lattice structures, only three essential supplementary components are needed, and they can be rapidly connected using pins: an Allround FW post, a sturdy Allround FW chord as the top and bottom chord, and a length-adjustable Allround FW diagonal rod from a tensioning rod. Lateral bracing is achieved using the standard parts of the proven Allround Scaffolding.

A contribution to the high load-bearing capacity of the new product is made on the one hand by the use of efficient steel grades and the design height of the Allround FW System, and on the other hand by its installation in the Allround system standard dimension. This ensures a structurally advantageous and central force transmission – an offset is prevented. A further special feature is the stepless adjustment of the diagonal rods using a turnbuckle – for example to build slightly higher structures. This compensates for unwelcome sagging. A crossed diagonal configuration is also possible for transmitting tension and compression forces occurring at the same time. The modular design of the Allround FW System not only permits flexible heights, widths and lengths for optimum adjustment to load and geometry requirements, but also ensures eco-

nomical transport and assembly. This is thanks to bolt-free connection technologies and the low weight of the handy individual components, which is 17.4 kilograms maximum. If no crane is available at the site, the Allround FW System can also be assembled manually without any problem.

Combination with the comprehensive range of proven Allround Scaffolding products, including decks, is also possible. In addition to connection possibilities for the FW chords and diagonal rods, the Allround FW post also has rosettes for attachment of Allround ledgers and diagonal braces for horizontal expansion. The open ends of the Allround FW post furthermore permit expansion upwards using Allround standards – or downwards as suspended scaffolding. The effective Allround FW System is used selectively wherever required by the span, the loads or the task in hand. The variety of applications covers wide-span work platforms, support beams, bridging structure and projections in facade and birdcage scaffolding, suspended structures or projecting arms for work on the undersides of bridges undergoing repair. Even wide-span roof trusses for temporary weather protection roofs can be constructed effortlessly.

## BASIC PARTS ALLROUND FW SYSTEM



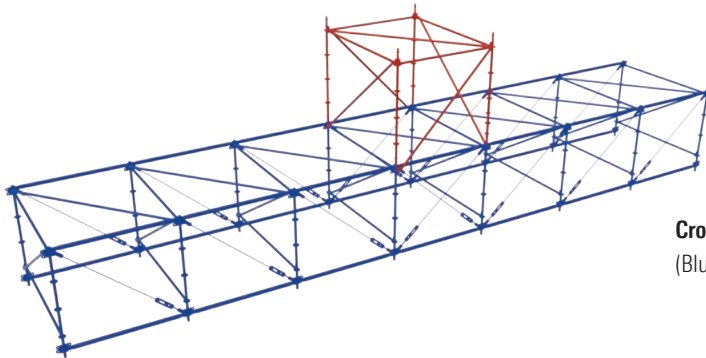
# POST-CHORD COMBINATIONS

Chord Dimensions Post	2.57 m	2.07 m	1.57 m	Statical height
2.00 m				1.80 m
1.50 m				1.30 m
1.00 m	N/A			0.80 m

## APPLICATION EXAMPLES

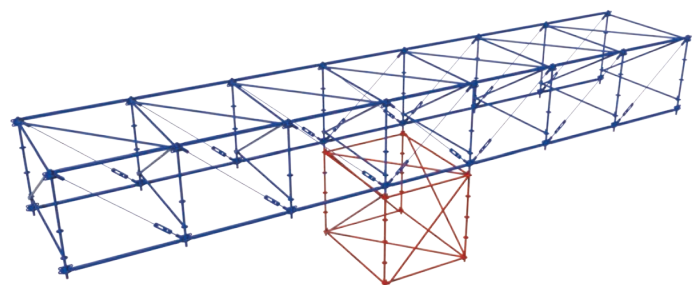
### Support Beam for scaffolding

(Blue: Allround FW System | Red: Allround scaffolding)



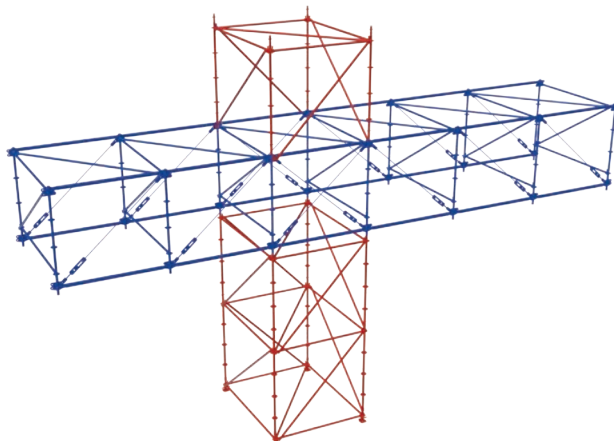
### Cross Beam for suspended scaffolding

(Blue: Allround FW System | Red: Allround scaffolding)

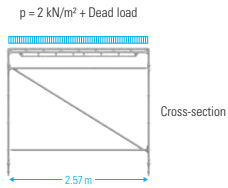


### Cantilever Beam for scaffolding

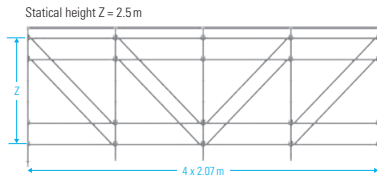
(Blue: Allround FW System | Red: Allround scaffolding)



# SPAN COMPARISON (EXAMPLE)

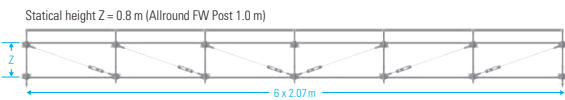


## Allround

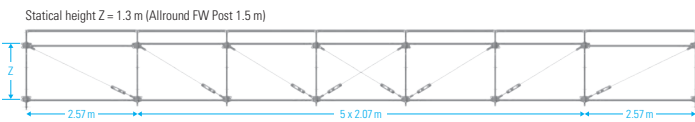


Maximum Span  
**8.29 m**

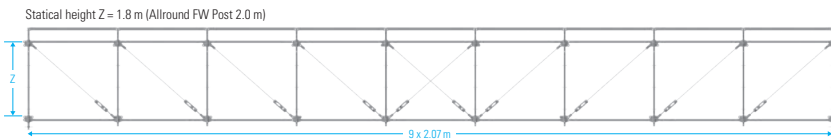
## Allround FW System



Maximum Span  
**12.42 m**

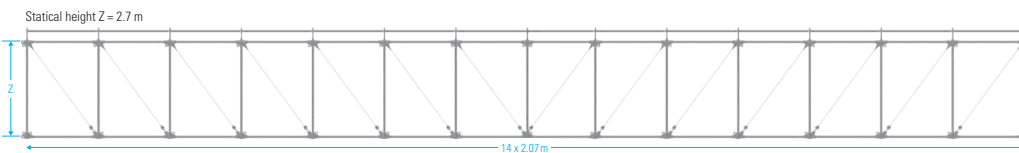


Maximum Span  
**15.49 m**



Maximum Span  
**18.65 m**

## Allround Bridging system




Maximum Span  
**28.01 m**

## YOUR BENEFITS AT A GLANCE

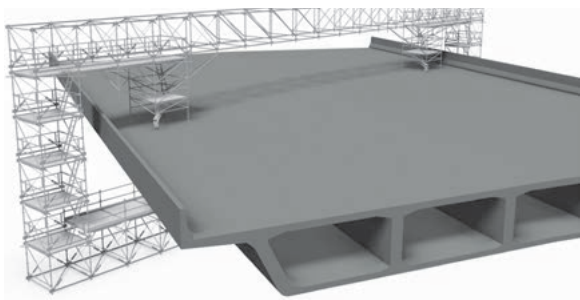
- ▶ Limitless applications.
- ▶ Seamless integration into Allround structures. The components are located on the system axes in all three directions.
- ▶ Combinable with all components of the Allround system.
- ▶ High load-bearing capacity owing to the structural height and steel material.
- ▶ Consists of easy-to-use components; the maximum component weight is 17.4 kg.
- ▶ Cambering of the truss is possible by shortening the diagonal braces with the tensioner.
- ▶ Diagonal braces can be crossed.
- ▶ Can be used as an "Allround structural truss", platform truss, cantilever truss.
- ▶ Supplementary components enable use for roof structures.






Cantilevered Bridge scaffolding: closed loop

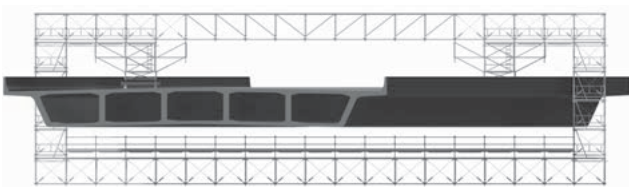
## APPLICATIONS



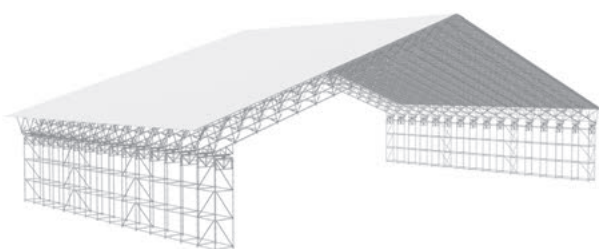
Cantilevered Bridge scaffolding with integrated access



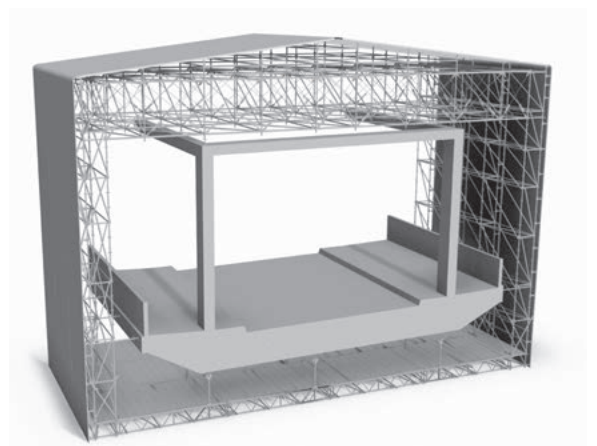
Temporary Bridges



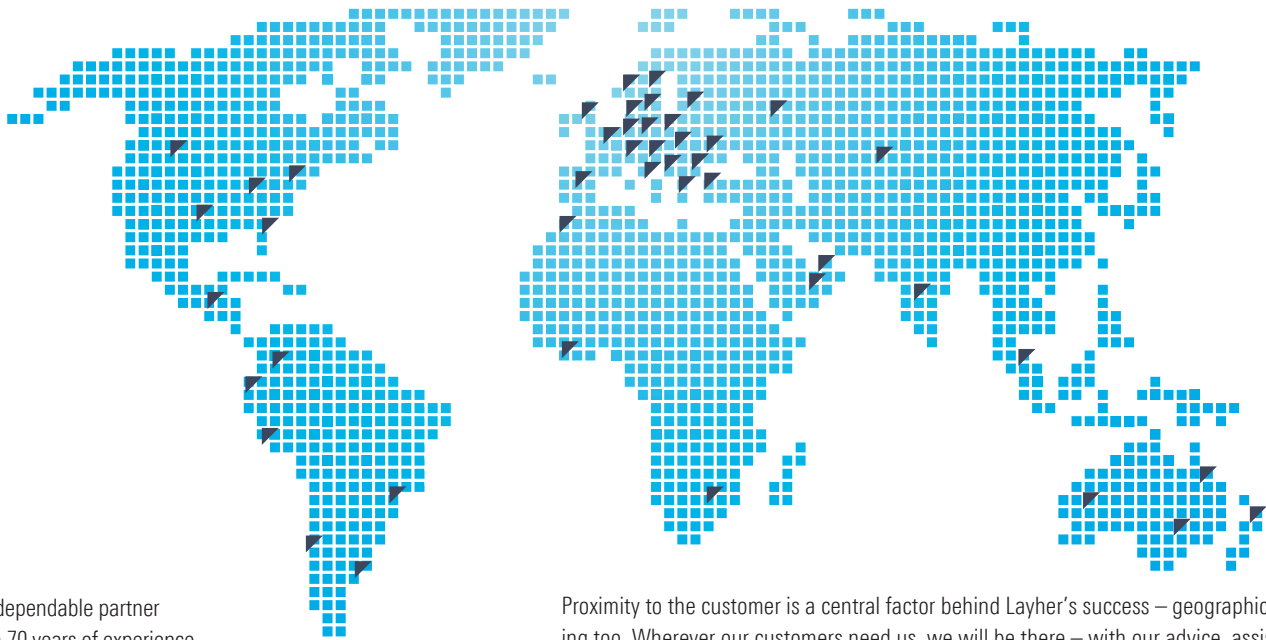
Cantilevered Bridge scaffolding with wide platform



Wide spanning roof structures



Integrated FW System with suspended Scaffold and Roof / Cladding



Layher is your dependable partner with more than 70 years of experience. "Made by Layher" always means "Made in Germany" too – and that goes for the entire product range. Superb quality – and all from one source.

Proximity to the customer is a central factor behind Layher's success – geographically speaking too. Wherever our customers need us, we will be there – with our advice, assistance and solutions.

	<b>SpeedyScaf</b>
	<b>Allround Scaffolding</b>
	<b>System-free Accessories</b>
	<b>Protective Systems</b>
	<b>Shoring</b>
	<b>Event Systems</b>
	<b>Rolling Towers</b>
	<b>Ladders</b>



Headquarters in Eibensbach



Plant 2 in Gueglingen

**Layher**

More Possibilities. The Scaffolding System.

**Wilhelm Layher GmbH & Co KG**  
Scaffolding Grandstands Ladders

Ochsenbacher Strasse 56  
74363 Gueglingen-Eibensbach  
Germany

Post Box 40  
74361 Gueglingen-Eibensbach  
Germany

Telephone +49 (0) 71 35 70-0  
Telefax +49 (0) 71 35 70-2 65  
E-mail [export@layher.com](mailto:export@layher.com)  
[www.layher.com](http://www.layher.com)